

Intelligent. Easy. Cost-Effective. Transportation.

AMR



The Transporter is an autonomous mobile robot (AMR), that can handle payloads up to 90kg. It is designed for usage in environments where people move and unexpected obstacles can occur.

Navigation



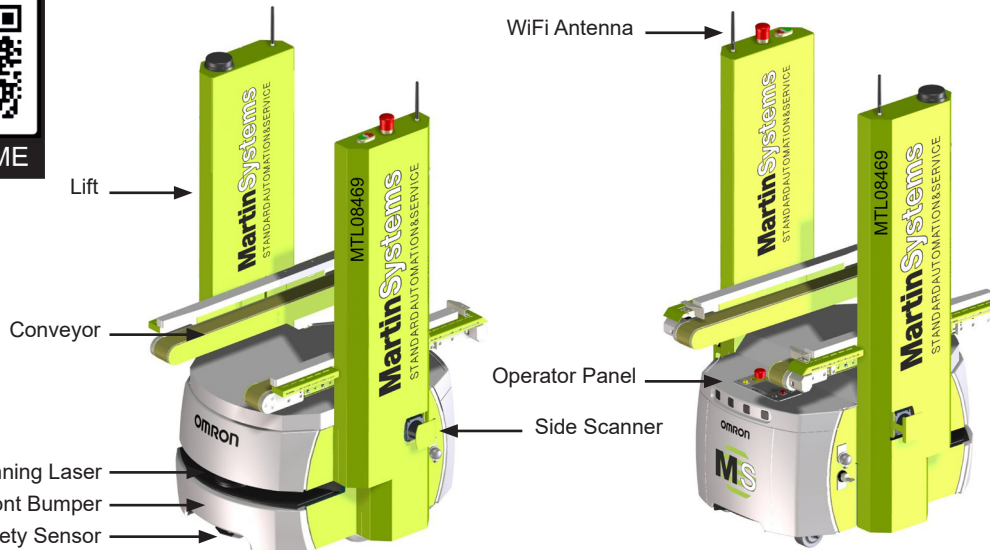
The Transporter has intelligent navigation and motion control. Combined with a software for automatic map generation and orientation, the mobile robot moves autonomous and safe inside a defined working area.

Based on the abilities of the Transporter modifications to the shopfloor are not necessary.

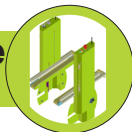
Superstructure Conveyor



The Transporter has a driven conveyor belt to pick up and hand over load carriers autonomously. It can handle load carriers with a base area up to (LxW) 600mm x 400mm.



Superstructure Lift



The electrical lift system has 2.000mm travel and can lift payloads up to 35kg. It enables multiple applications where the pick up and hand over positions for load carriers are on different heights.

Fleet Management



The fleet management tasks are executed by intelligent software that performs traffic control, job distribution and navigation of the robots. It constantly monitors all robots regarding their position, orientation and status. Based on this data the software determines which robot has to perform the next task to ensure the best possible flow of goods.

Application



The Transporter offers a wide range of applications in multiple sectors.

It can unfold its full potential by linking machinery and manual workstations with different types of storage facilities. For applications in the food and health sector the transporter is available as a clean room version.

Contact us for more information on how to streamline your flow of goods with autonomous robots.

Technical Data



Options.

High Accuracy Positioning System (HAPS) to move in applications that require tight tolerances

Cell Alignment Positioning System (CAPS) for a fast position recognition and high accuracy

Fixed push-buttons to activate a movement command

Call-Button to configure two digital In- and Outputs (e.g. open roll-up door, request elevator, request device, etc.)

Light beacon to display the running status

Remote access in case of any disruption with END-to-END connection

In- / Outputs.

W-LAN 802,11 a/b/g, 2 antenna

Gigabit Ethernet

USB (3x)

RS-232 (2x)

16 digital In- und Outputs

4 analog In- and Outputs

Light Pole

Emergency Stop Button

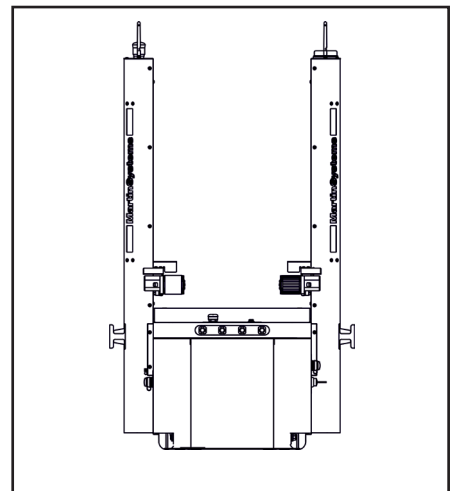
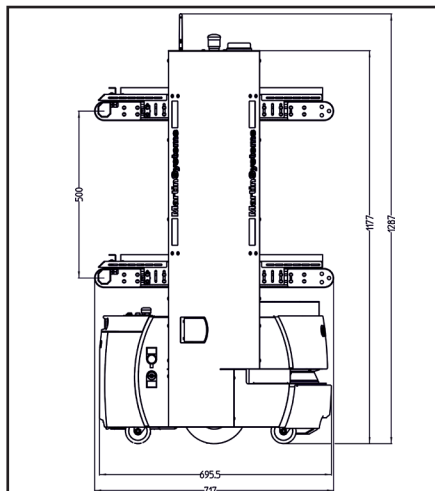
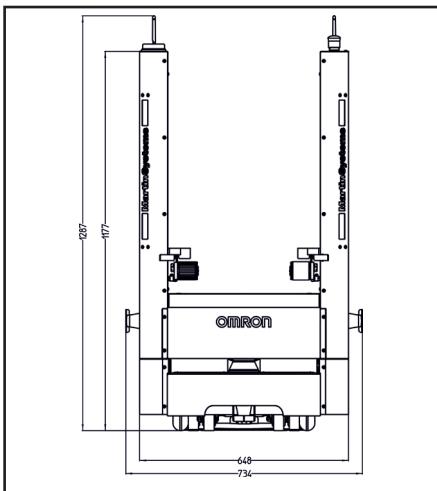
Review LD90

Speed (max.)	Wheels	Control	Radius Interfering	Traversable Gap	Traversable Step
1.300 mm/s	abrasion resistant rubber	Differential	343 mm	15 mm	15 mm

Power Supply

Voltage	Capacity	Run Time	Recharge Time	Life Expectancy	Charging Method	User Voltage
24 VDC LiFe P04	60 Ah	10-12 h	3,5 h	7 years (16hrs./day, 5 days/week)	Automatic (option)	5, 12, 20 VDC

MTL 08469



All data can be rounded, may vary and are without warranty. Changes are reserved.